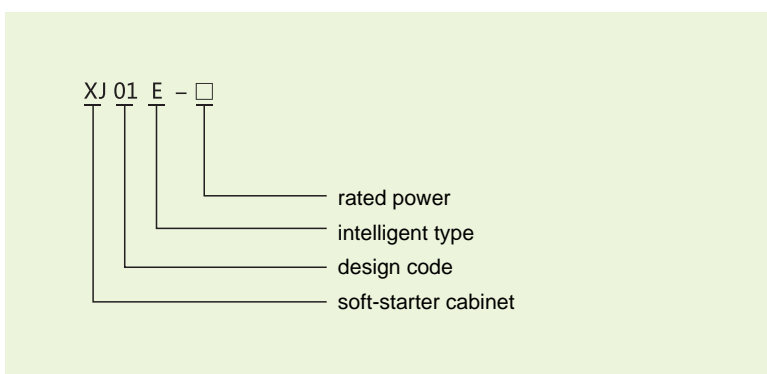


▶ Application

XJ01E series motor soft-starter cabinet, is adopting Thyristor AC voltage regulation technology to realize starting and stopping of AC induction motor. Start and stop means that device output voltage raises from 0 up to full voltage, and accordingly raising speed up to rated speed according to sets. And this production has advantages of avoiding the power impact to power grid, operating steady.



▶ Model No.



▶ Main technical parameter

Applicable Transmission device: AC asynchronous squirrel-cage motor ball rasher, fan, water pump, centrifuge, reciprocating compressor, amalgamator, etc.

standard	GB14048.6 2010
3-phase power voltage	400±10%V
power frequency	50Hz
applicable motor type	3-phase AC asynchronous motor
motor power	14-500kW
rated current	28-1000A
ambient temperature	operation:-20C~+50C; storage:-20C~+70C
relative humidity	lower than 95% no condensation
altitude	up to 2000m
start frequency	up to 6 times per hours
protective level	IP20
cool method	natural cooling

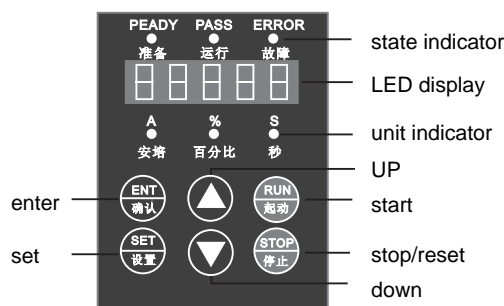
▶ Feature

User easy-connection,cabinet is equipped with circuit breaker,softstarter,AC contactor,copper bar and other compenents,soft-starter cabinet adopts 8-16 bit single-chip microcomputer to realize data digitalization.

And start/stop voltage and current slope is controlled by single-chip microcomputer,Auto current-limited control adopts current transformer to take sample,lead in current closed-loop feedback control to realize auto current -limited control.

This production has multifunctions of current-limited start,voltage-limited start,double slopestart,Pulse jump start, pump stop of anti-waterhummar effect,multi-control and falut detection and protection for overload,phase-loss, overcurrent,overthermal.

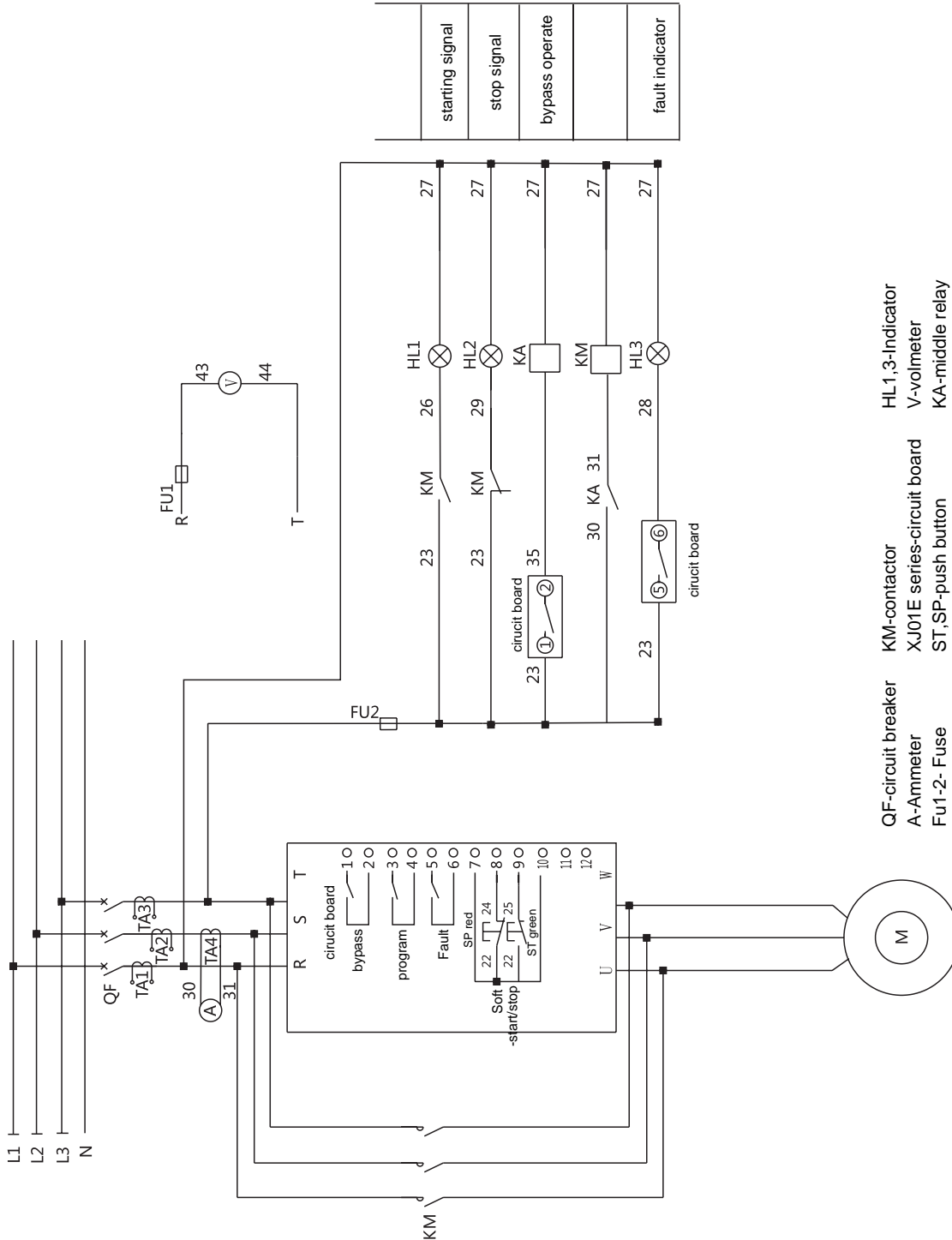
▶ Display pancel instruction



▶ Specification

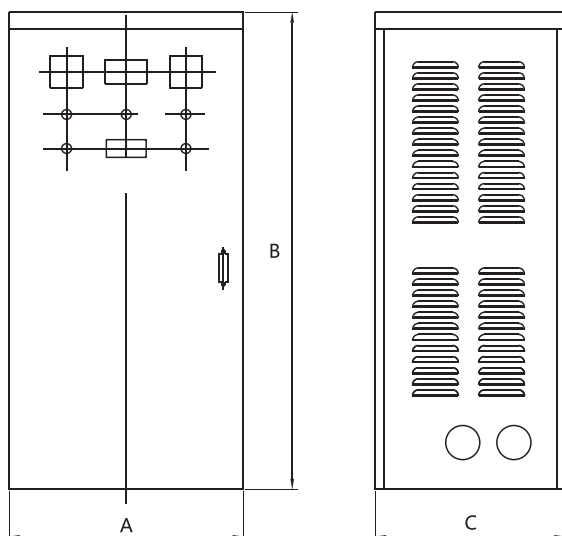
motor power(kW)	rated current(A)	soft-start cabinet Model NO.
14	28	XJ01E series
17	34	
20	40	
22	44	
28	56	
30	60	
37	74	
40	80	
45	90	
55	110	
75	145	
90	175	
110	210	
132	250	
160	300	
200	370	
250	470	
315	570	
400	720	
450	840	
500	1000	

▶ Connection diagram



XJ01E-series soft-starter control cabinet connection diagram

▶ Shape dimension



specification	A	B	C
14-40	380	700	265
45-75	480	900	310
90-200	550	1120	455
220-315	650	1400	500
350-500	800	1700	500